

# VENOM THRUXTON 500

A very high performance motor cycle developed from successful record breaking and clubman racing experience.



DUAL SEAT WITH BACKREST

LARGE BORE CARBURETTOR

CLIP-ON HANDLEBARS

Colour choice:  
Deep Blue/Metallic Silver  
or all Black with Gold Lining

CHROME HEADLAMP

RUBBER MOUNTED OIL TANK

NARROW GUARDS

ALUMINIUM ALLOY HUBS AND RIMS

DOUBLE LEADING SHOE FRONT BRAKE

A Dolphin racing type frontal fairing is available for this machine

Equally suitable for road use or clubman races

SWEPT BACK EXHAUST PIPE

LARGE INLET VALVE AND STEEP DOWNDRAUGHT

TWIN SPEEDOMETER AND REV COUNTER

## 500 VENOM CLUBMAN MK II and CLUBMAN MK II VEELINE


The Venom Clubman models are highly bred roadsters with the performance of handling qualities of full-blooded racers plus Velocette built-in reliability and traditional high quality workmanship.

The Clubman incorporates many of the Venom Thruxton features such as twin leading shoe front brake, swept back exhaust pipe and new rear set foot rest assembly. Also chrome plated headlamp fitted to chrome fork stanchions and rubber gaitered forks. The Veeline specification includes a Dolphin type frontal fairing.


## 500 VENOM SPORTS and VENOM SPORTS VEELINE

Two high performance sports models in the best Velocette tradition ideal for long distance touring and fast road work. Powered by the single cylinder overhead valve Venom engine (Nimonic 80 exhaust) with aluminium alloy cylinder head. Close-spaced taper main bearings and "whip-free" flywheel assemblies. Oil bath primary chain case and automatic ignition control. The Veeline specification includes a Dolphin type frontal fairing.

Finished in brilliant gloss black and chrome with polished crankcase and gearbox.



Finished in brilliant gloss black and chrome, crankcase and gearbox can be supplied polished in lieu of engine fairings.



## 500 M.S.S

Not so highly tuned as the Venom models, the MSS is a sturdy general purpose model, ideal as a ride to work or long distance touring mount. It has all the worthwhile Velocette features such as the close-spaced taper main bearings and narrow rigid flywheel assembly. Adjustable hydraulically damped rear suspension and telescopic hydraulically damped front forks. Sidecar fork springs and lower gear ratios are available without extra charge.


## 200 L.E.

This sophisticated light-weight is used by many Police Forces as a patrol vehicle. It has set and maintained the highest standards in silence, cleanliness, economy and ease of maintenance. Equipped with a side valve water cooled horizontal opposed twin engine and four speed gearbox. Gear changing and starting by foot pedal, final drive by shaft. Adjustable rear suspension, telescopic forks and quickly detachable rear wheel. 12 volt ignition and lighting.

Finished in brilliant gloss black and chrome, crankcase and gearbox can be supplied polished in lieu of engine fairings.



Standard finish in light grey.



## **GO PLACES - FAST!**

Here are five exciting models which offer the best in motor cycling. Touring, commuting or racing, whichever is your meat, there is a Velocette for you. Quality built by craftsmen using the know-how bred by years of racing experience and precision engineering, Velocette combine the modern concepts of high performance with the traditional appeal of real motor cycles.

**Choose a Velocette and enjoy those qualities which change motor cyclists into enthusiasts.**



